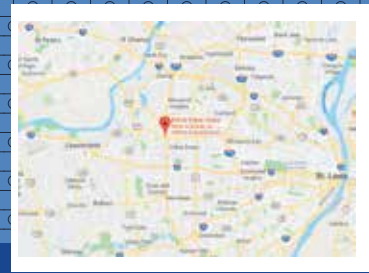


CREVE COEUR SHOPPING CENTER

955 Woodcrest Executive Dr.
Saint Louis, MO 63141



Saint Louis, MO



100% Leased



Demographics (2026 Estimates)

Population Households Average HH Income Daytime Population



1 Mile	10,333	4,991	\$140,543	20,936
3 Miles	60,822	27,200	\$152,668	91,905
5 Miles	152,151	63,301	\$160,371	159,283
Trade Area	171,125	73,818	\$127,840	91,076

Highlights

- Anchored by Kohl's and Club Fitness
- Located on I 270
- 113,781 total SF
- 33,939 VPD on Olive Blvd and Woodcrest

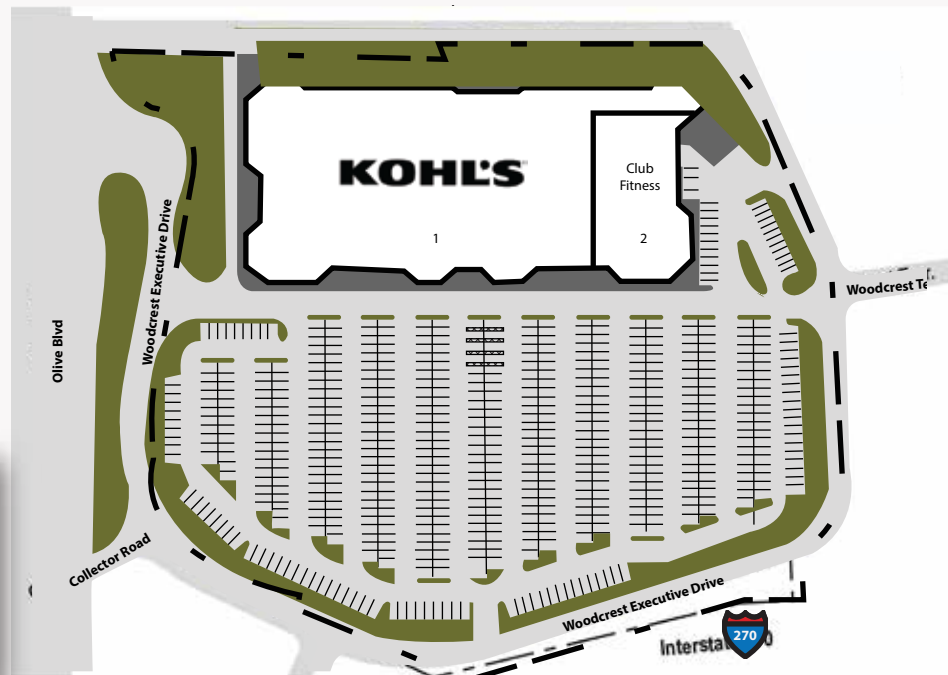
KEY TENANTS

KOHL'S

CLUB FITNESS

Traffic Counts

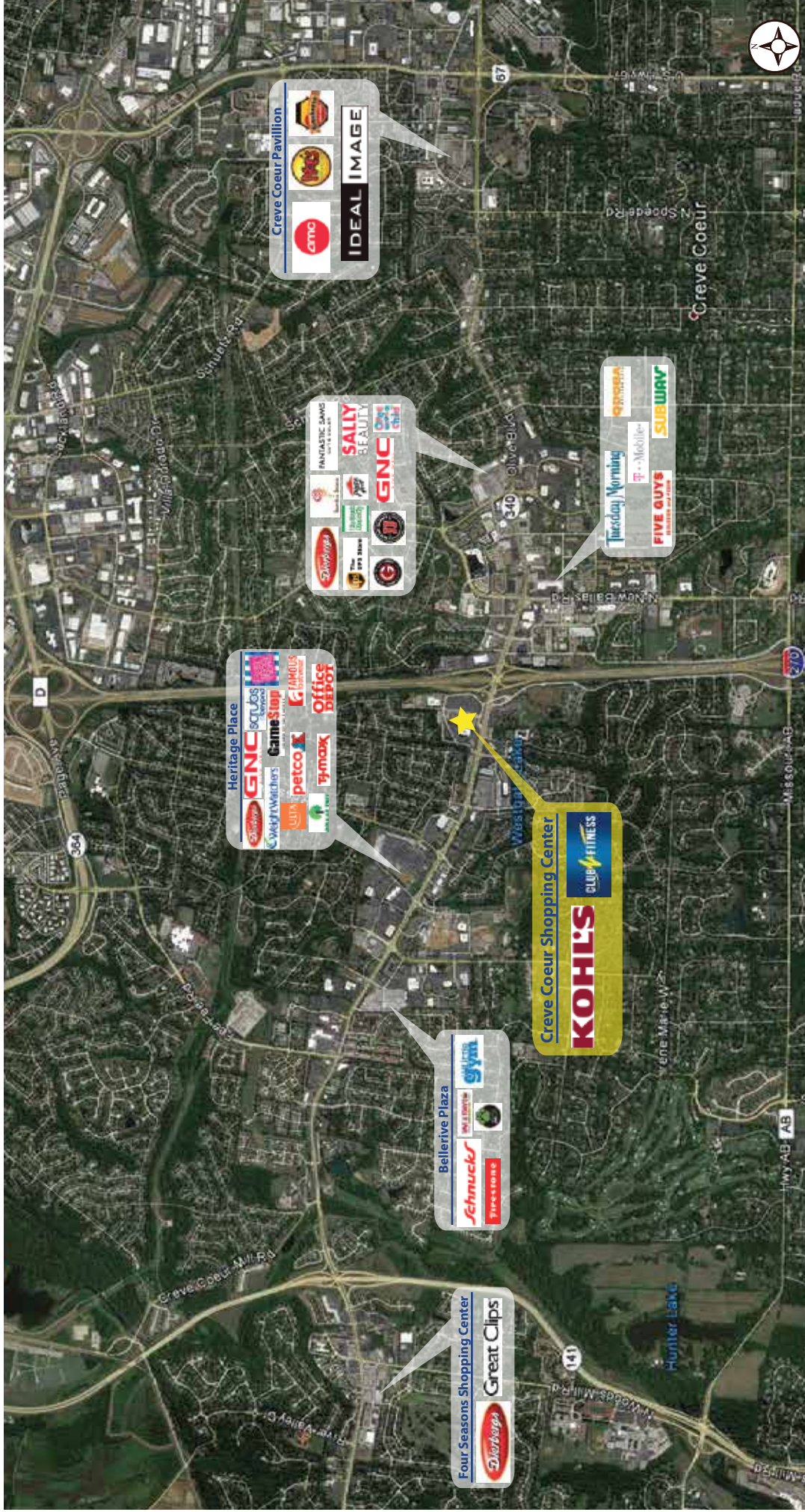
33,939 VPD - on Olive Blvd and Woodcrest Executive Dr.



BRIAN NELTNER JR
Direct: 513.535.8506
brian@selectstrat.com

6279 Tri Ridge Blvd.
Suite 330
Loveland, OH 45140
www.selectstrat.com

955 Woodcrest Executive Drive., St. Louis, MO 63141



Retail & Competitive Center Aerial